

Sink Units

Product Information

Sink Units

Product Overview & Key Features



A good quality sink unit can be the ideal partner to your ware washing area. Having a sink unit adjacent to your glass or dishwasher can be useful for pre-rinsing crockery, or removing 'debris' from glasses before they are put into the ware washer.

The sink unit is made of solid stainless steel and extremely durable to the knocks and scrapes that can be encountered in a commercial bar or kitchen environment. Stainless steel is the preferred choice for bars and kitchens due to its non corrosive quality, as it remains in pristine condition for a number of years.

The sink unit can be adapted for storage as it comes with removable shelves, so if space for pots or racks is an issue, then the unit can be adjusted to accommodate this. Having extra space within the unit makes it the ideal platform for storage and not just washing.

Durable, Robust & Hygienic

The sink unit is a solid stainless steel structure and has a satin finish, making it easy to clean and requires very little maintenance. Stainless steel is the recommended choice for commercial kitchens and bar areas, due to its easy maintenance and high levels of hygiene.



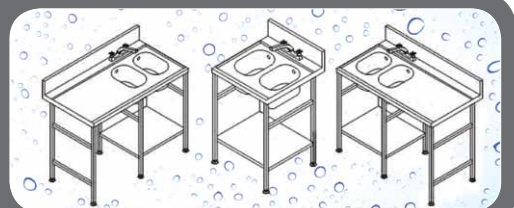
Fully Integrated

The sink unit comes with mixer taps and waste already supplied, and has adjustable feet to ensure the unit can be installed to the correct working height and to compensate for uneven floor space. A splash back is located to the rear of the unit to ensure a clean, mess free working area. The anti drip edging around the side of the unit prevents any water or chemical spillages from going onto the floor, ensuring a safer working environment from slips or skids from wet floor areas.

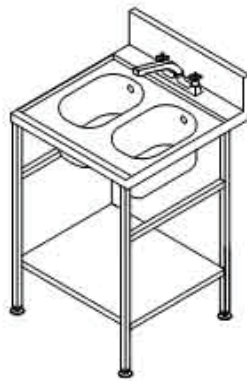


Versatile

Sink units are available as a double bowl unit, with or without a draining board area. The units have removable shelves to accommodate storage of other kitchen or bar equipment. The sink units adjustable feet allow secure installation on any uneven floor space and are used to adapt the unit to the correct, safe working height.



Technical Specification



Double Bowl Sink Unit

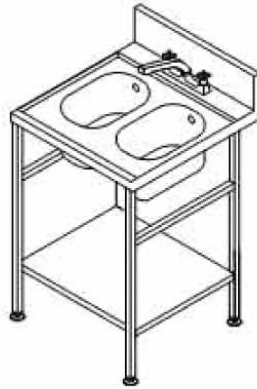


Double Bowl Sink Unit
- Left Hand



Double Bowl Sink Unit
- Right Hand

Description:	Double Bowl Sink Unit	Double Bowl Sink Unit - Left Hand	Double Bowl Sink Unit - Right Hand
Dimensions (mm):	W600 x D650 x H900 + 150 High Splash-Back	W1200 x D650 x H900 + 150 High Splash-Back	W1200 x D650 x H900 + 150 High Splash-Back
Finish:	Stainless Steel - 304	Stainless Steel - 304	Stainless Steel - 304



Main Office Address

Clenaware Systems Limited
The Wagon Hovel
Strixton Manor Business Centre
Strixton
Wellingborough
Northants
NN29 7PA

Factory Address

30 Huxley Close
Park Farm Industrial Estate
Wellingborough
Northants
NN8 6AB

Telephone

Main Office: 01933 666244
Fax: 01933 665584

Email

info@clenaware.co.uk